

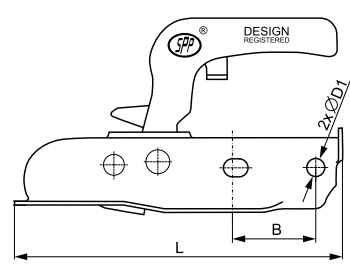
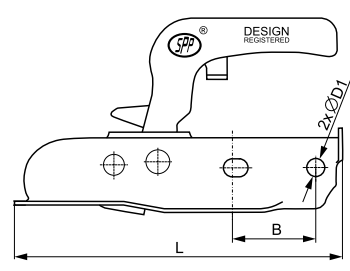
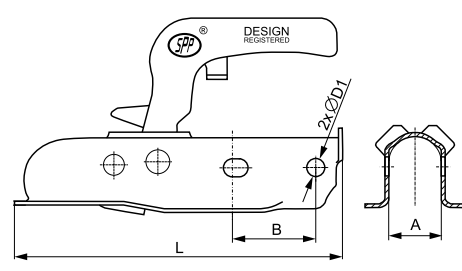
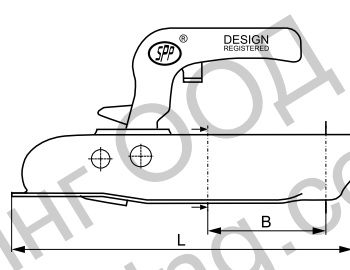
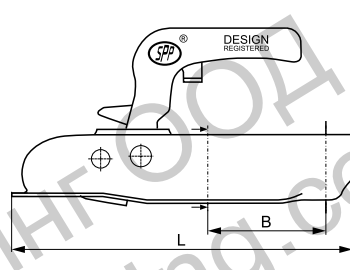
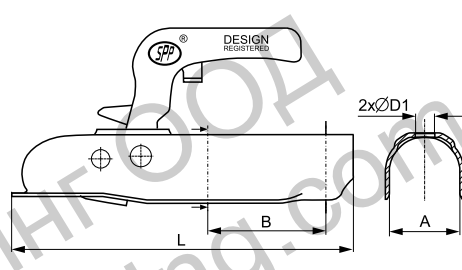
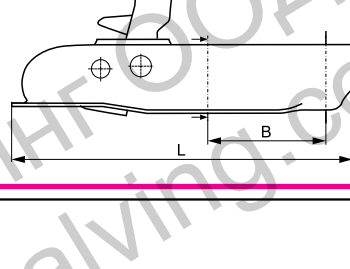
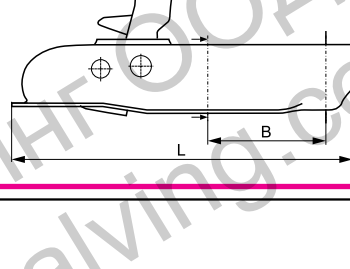
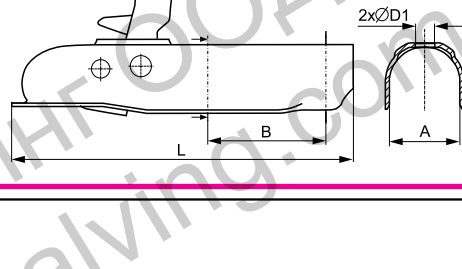
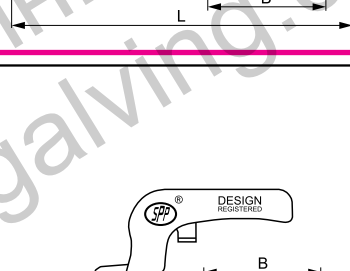
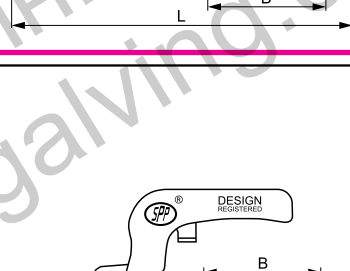
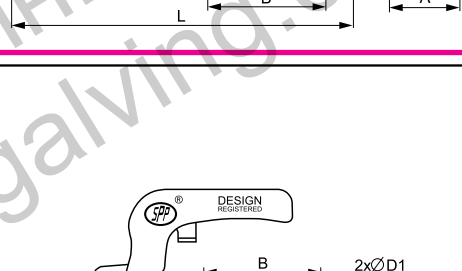
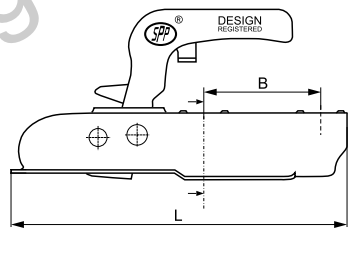
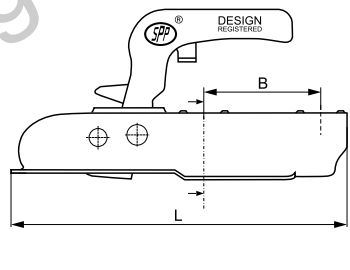
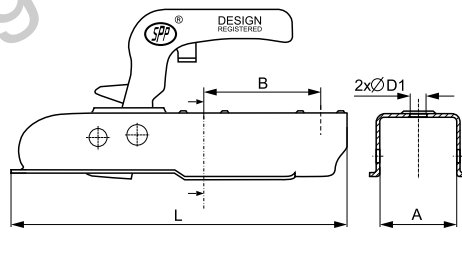
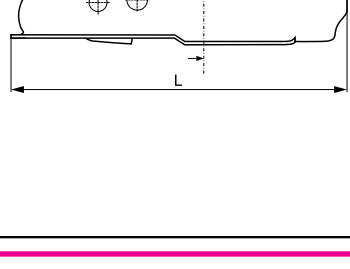
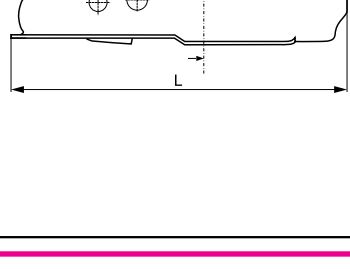
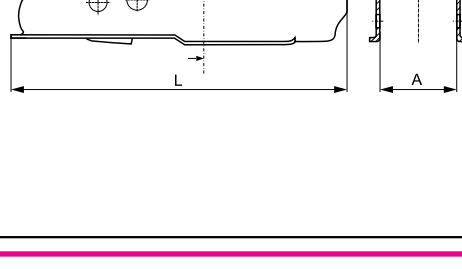
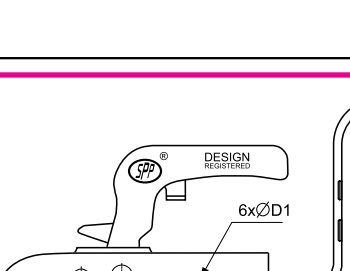
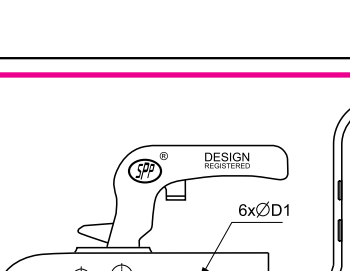
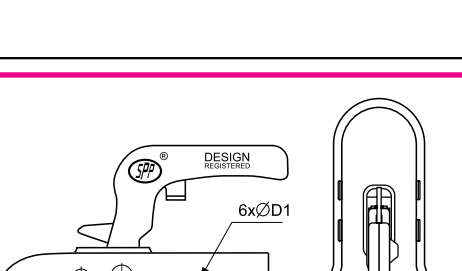
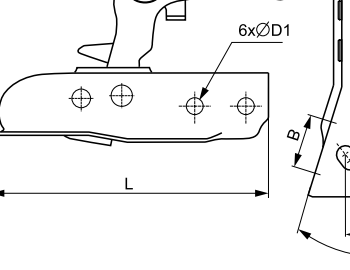
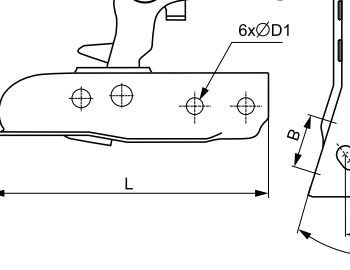
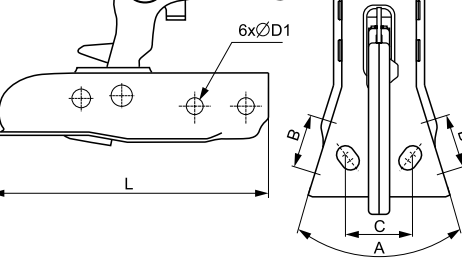
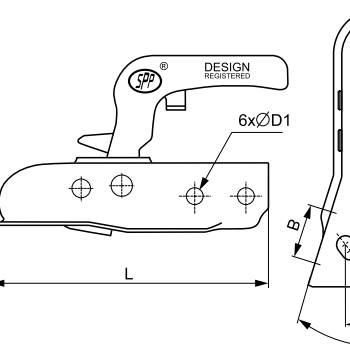


ZSK-0750 GŁOWICE ZACZEPOWE / COUPLING HEADS

PARAMETRY PARAMETERS	KORPUS / HOUSING	WYMIARY / DIMENSIONS						INDEX / INDEX		RYSUNEK / DRAWING
		A [mm]	B [mm]	ØD1 [mm]	ØD2 [mm]	C [mm]	L [mm]	dźwignia stalowa 	dźwignia stalowa z wbudowanym zamkiem 	
D=7,2 kN DMC=750 kg	STAL / STEEL	Ø 36	54+57	12,5			224	ZSK-0750A-00-00 	ZSK-0750A-00-01 	
		Ø 50,5	90	12,5			259	ZSK-0750C-00-00 	ZSK-0750C-00-01 	
		Ø 60,5	90	12,5			259	ZSK-0750D-00-00 	ZSK-0750D-00-01 	
		Ø 70,5	90	12,5			259	ZSK-0750E-00-00 	ZSK-0750E-00-01 	
		Ø 40,5	90	12,5			259	ZSK-0750L-00-00 	ZSK-0750L-00-01 	
		Ø 50,5	90	12,5			259	ZSK-0750H-00-00 	ZSK-0750H-00-01 	
		Ø 60,5	90	12,5			259	ZSK-0750I-00-00 	ZSK-0750I-00-01 	
		Ø 70,5	90	12,5			259	ZSK-0750J-00-00 	ZSK-0750J-00-01 	
		V	40	12,5		50	207	ZSK-0750K-00-00 	ZSK-0750K-00-01 